


How to buy art on marcuslim.com

This set of instructions is created with new internet shoppers in mind, especially for those who have not used Paypal before.

It gives you a step-by-step guide to making your purchase on marcuslim.com, from the first step to making your purchase, to the final step towards successful payment, at ease.

Step 1

After selecting the desired artwork, click on the Paypal 'Buy Now' button beside the image.

For Singapore addressed buyers, click on the button found on the row marked with a Singapore flag. 

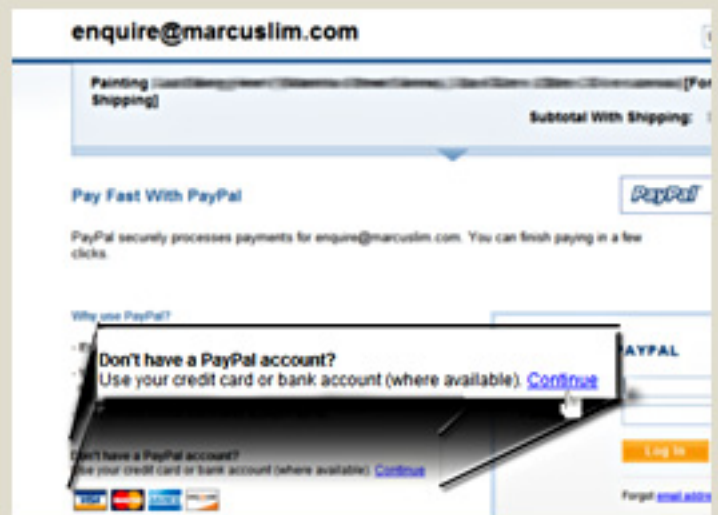
For international addressed buyers, click on the button under the International row.



Step 2

Clicking on the Paypal 'Buy Now' button will take you to the Paypal main page. Login with your email and password for existing Paypal users.

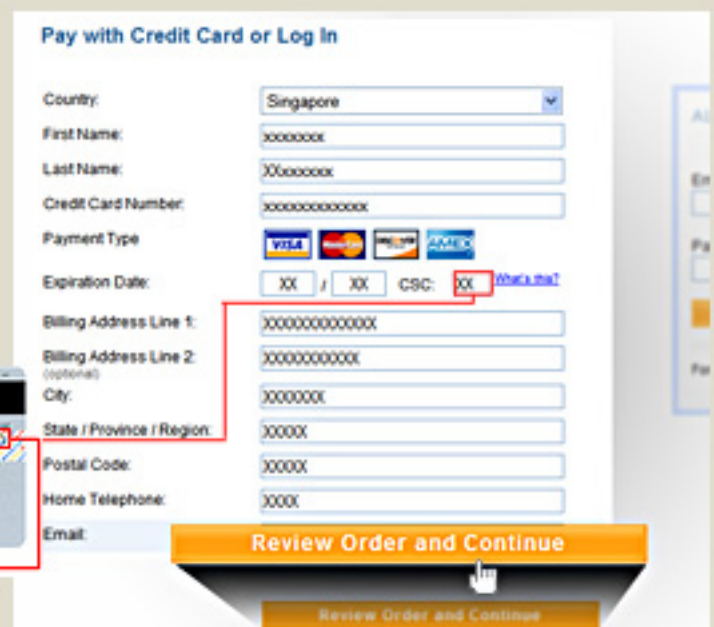
For new art buyers with no Paypal account, click on Continue button to bring you to the next page to enable you to enter your credit information. (Blown-up image)



Step 3

Under this page, new users are required to enter their credit information, You are also required to enter your security code in the CSC box. If you're unsure what this code is, move your pointer over What's This? for advice on security codes.

For instance, use the last 3 digits at the back of your VISA / Mastercard and enter into the CSC box. (See diagram)



Complete the information entry
click **REVIEW ORDER AND CONTINUE**